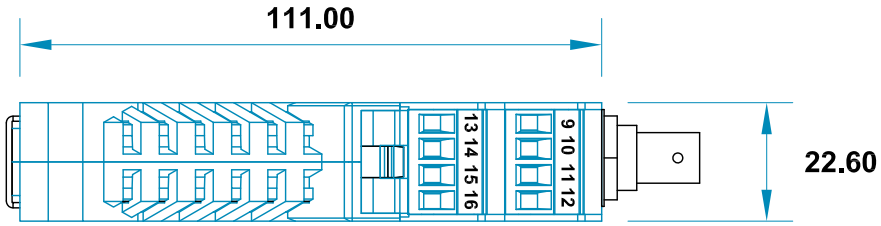

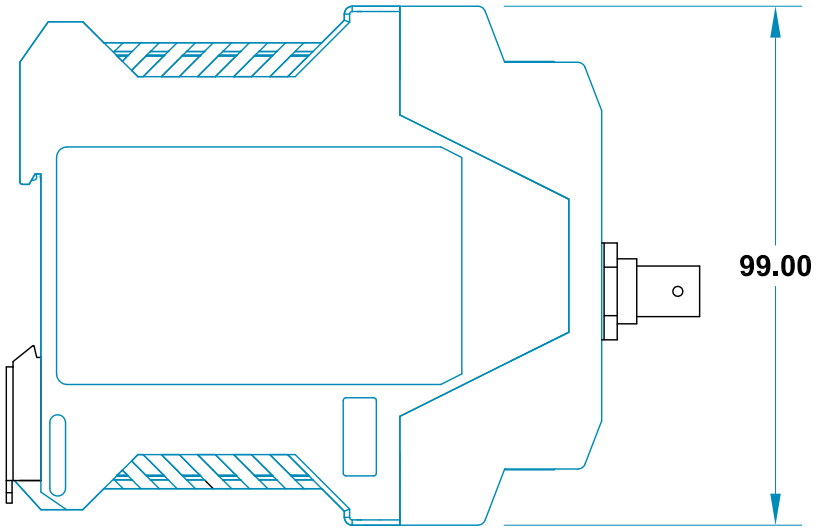

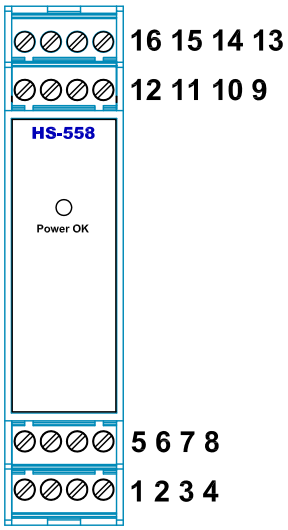

Terminal Connections

1 - ACCEL 1. 0V IN
2 - ACCEL 1. +ve IN
3 - ACCEL 2. 0V IN
4 - ACCEL 2. +ve IN

5 - ACCEL 3. 0V IN
6 - ACCEL 3. +ve IN
7 - ACCEL 4. 0V IN
8 - ACCEL 4. +ve IN

9 - 100mV/g Output ACCEL 4
10 -100mV/g Output ACCEL 3
11 -100mV/g Output ACCEL 2
12 - 100mV/g Output ACCEL 1

13 - +24V POWER IN
14 - 0V POWER IN
15 - +24V POWER OUT
16 - 0V POWER OUT

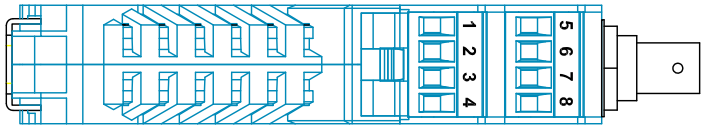

Rev No	DRF No	Date Drg	Drg By	Appd By
A	Release	13/05/25	RP	RP

Material: N/A

Tolerances Unless Stated

0 or 0.0	±0.5
0.00	±0.15
Angle	±5°

1.6 Finish All Over
Threads g6 H6

Hansford Sensors
Excellence in Vibration Monitoring

Hansford Sensors Ltd
Artisan, Hillbottom Road
Sands Industrial Estate
High Wycombe
Bucks HP12 4HJ

Do Not Scale

All Dimensions In mm Unless Otherwise Stated

If In Doubt - Ask!

Description: HS-558 Dimensional Drawing

Drawing No: CD161-2

Scale: NTS

Sheet: 1 of 1

Form Number: QF024 Issue 3