

HS-170IS Premium Intrinsically Safe Accelerometer

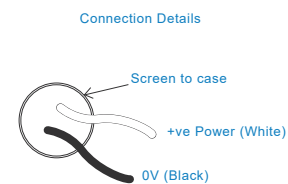
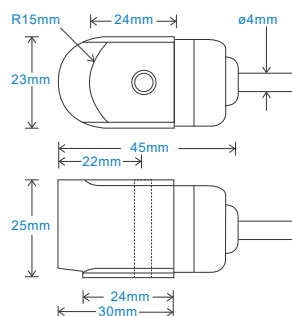
AC acceleration output via Braided Cable

Key Features

- Intrinsically Safe with European, USA, Indian and Australian approvals
- Compact design
- Side entry for easy access
- Premium design

Industries

Building services, Pulp and Paper,
Mining, Metals, Utilities, Automotive,
Water, Pharmaceutical



Technical Performance

Mounted Base Resonance	see 'How To Order' table (nominal)
Sensitivity	see: 'How To Order' table $\pm 10\%$ Nominal 80Hz at 22°C
Frequency Response	2Hz (120cpm) to 14kHz (840kcpm) $\pm 5\%$ 1.5Hz (90cpm) to 16kHz (960kcpm) $\pm 10\%$ 0.8Hz (48cpm) to 19kHz (1,140kcpm) $\pm 3\text{dB}$
Isolation	Base isolated
Range	see: 'How To Order' table
Transverse Sensitivity	Less than 5%

Mechanical

Case Material	Stainless Steel
Sensing Element/Construction	PZT/Shear
Mounting Torque	8Nm
Mounting Bolt Provided	see: 'How To Order' table x 30mm long
Weight	135gms (nominal) body only
Maximum Cable Length	See certificate
Standard Cable Length	5 metres
Screened Cable	Braided - length to be specified with order
Mounting Threads	see: 'How To Order' table

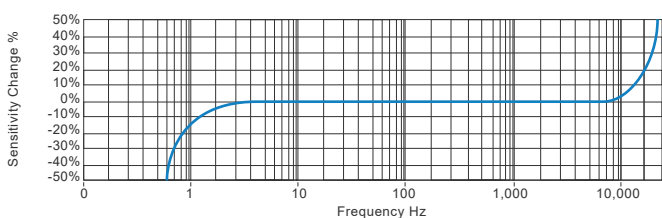
Electrical

Electrical Noise	0.1mg max
Current Range	0.5mA to 8mA
Bias Voltage	10 - 12 Volts DC
Settling Time	1 second
Output Impedance	200 Ohms max.
Case Isolation	$>10^8$ Ohms at 500 Volts

Environmental

Operating Temperature Range	see: attached certification details
Sealing	IP65
Maximum Shock	5000g
EMC	EN61326-1:2013

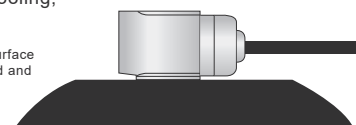
Typical Frequency Response (at 100mV/g)



Applications

Fans, Motors, Pumps, Compressors,
Centrifuges, Conveyors, Air Handlers,
Gearboxes, Rolls, Dryers, Presses,
Cooling, VAC, Spindles, Machine Tooling,
Process Equipment

Vibration sensor should be firmly fixed to a flat surface
(spot face surface may be needed to be produced and
cable anchored to sensor body.)



Certifications



This product is certified in accordance with
UL 60079-0, 6th Ed. Rev. July 26, 2013
UL 60079-11, 6th Ed. Rev. September 6, 2013
CAN/CSA C22.2 No. 60079-0:15 Rev. October 2015
CAN/CSA C22.2 No. 60079-11:14
UL 913, 8th Ed. Rev. October 16, 2015



www.hansfordsensors.com
sales@hansfordsensors.com

We reserve the right to alter the specification of this product without prior notice

TS916.6



HS-170IS Premium Intrinsically Safe Accelerometer

AC acceleration output via Braided Cable

Intrinsically Safe Requirements			
Sensor Maximum Cable Length	Up to 92 metres	Certified Temperature Range	Ex ia IIC T6 Ga (-55°C ≤ Ta ≤ +57°C) (Gas) Ex ia IIC T4 Ga (-55°C ≤ Ta ≤ +103°C) (Gas)
Certificate details: Group I	IECEX 18.0082X Baseefa18ATEX0130X ⓈI M 1 Ex ia I Ma		Ex ia IIIC T110°C Da (-55°C ≤ Ta ≤ +57°C) (Dust) Ex ia IIIC T135°C Da (-55°C ≤ Ta ≤ +70°C) (Dust) Ex ia IIIC T145°C Da (-55°C ≤ Ta ≤ +92°C) (Dust) Ex ia I Ma (-55°C ≤ Ta ≤ +103°C) (Mining)
Certificate details: Group II and III	IECEX 18.0082X Baseefa18ATEX0130X ⓈII 1GD Ex ia IIC T6...T4 Ga Ex ia IIIC T110°C...T145°C Da	Australian Approval Group I	IECEX ExTC 18.0032X Ex ia I Ma (-55°C ≤ Ta ≤ +104°C)
Terminal Parameters 10m of cable	Ui = 28V, Ii = 93mA, Pi = 0.65W Ci = 5.0nF Li = 7.2µH	US/Canada Approvals	Certificate No. SGSNA/19/BAS/00005 CI I, II, III, Div 1, 2 Gr A-G T* CI I Zn 0 AEx ia IIC T6...T4 Ga CI II Zn 20 AEx ia IIIC T110°C...T145°C Da CI II Zn 20 AEx ia IIIB T110°C...T145°C Da Ex ia IIC T6...T4 Ga Ex ia IIIC T110°C...T145°C
Terminal Parameters 92m of cable	Ui = 28V, Ii = 93mA, Pi = 0.65W Ci = 35.9nF Li = 66µH	Control Drawing	M06-083-A Overbraided Cable M06-084-A PUR Cable M06-085-A Silicone Cable M06-086-A FR PUR Cable M06-087-A Various Cables (HS-150IT Only)
500V Isolation	Units Will Pass A 500V Isolation Test		
Standards Applied to Product	EN IEC 60079-0:2018 EN 60079-11:2012	Barrier	1 x Pepperl + Fuchs Galvanic Isolator KFD2-VR4-Ex1.26 (BAS02ATEX7206) 1 x MTL Zener Barrier MTL7728+ (BAS01ATEX7217) or Pepperl + Fuchs Zener Barrier Z728 (BAS01ATEX7005) or any other barrier that conforms with the terminal parameters
Special conditions of use: When a sensor is supplied with integral cable, this must be terminated in an enclosure providing at least degree of protection IP20.			
Note: If the equipment is to be used in unusual environments or aggressive substances are likely to be encountered, contact the manufacturer to discuss suitability.			

How To Order

