

# HS-420S Accelerometer

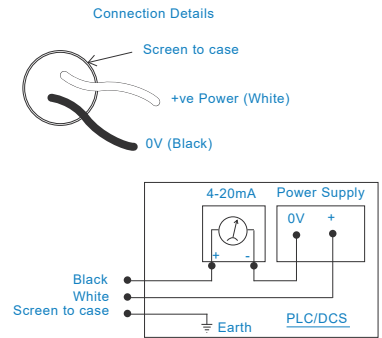
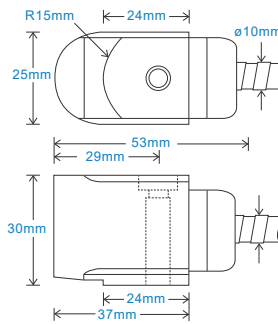
## 4-20mA velocity output via FEP Cable with Protective Conduit

### Key Features

- For use with PLC/DCS systems
- Side entry for easy access
- Protective Conduit

### Industries

Building services, Pulp and Paper,  
Mining, Metals, Utilities, Automotive,  
Water, Pharmaceutical



### Technical Performance

Mounted Base Resonance	5kHz min
Velocity Ranges	see: 'How To Order' table $\pm 10\%$ Nominal 80Hz at 22°C
Frequency Response	10Hz (600cpm) to 1kHz (60kcpm) $\pm 5\%$ - ISO10816
Isolation	Base isolated
Range	50g peak
Transverse Sensitivity	Less than 5%

### Mechanical

Case Material	Stainless Steel
Sensing Element/Construction	PZT/Compression
Mounting Torque	8Nm
Weight	150gms (nominal) body only
Maximum Cable Length	1000 metres
Standard Cable Length	5 metres
Mounting Threads	see: 'How To Order' table
Conduit Material	316 Stainless Steel
Conduit Length	Conduit Length is approx. 0.5m shorter than the cable Maximum Conduit Length: 30m

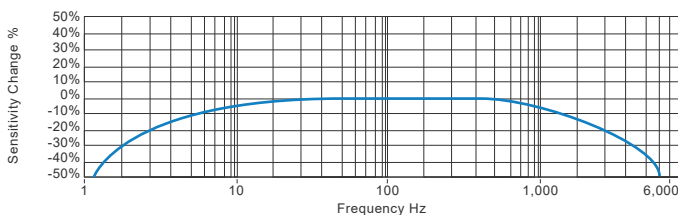
### Electrical

Current Output	4-20mA DC proportional to Velocity Range
Supply Voltage	15-30 Volts DC (for 4-20mA)
Settling Time	2 seconds
Output Impedance	Loop Resistance 600 Ohms max. at 24 Volts
Case Isolation	$>10^8$ Ohms at 500 Volts

### Environmental

Operating Temperature Range	-25 to 120°C
Sealing	IP65
Maximum Shock	5000g
EMC	EN61326-1:2013

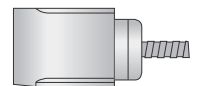
### Typical Frequency Response



### Applications

Fans, Motors, Pumps, Compressors,  
Centrifuges, Conveyors, Air Handlers,  
Gearboxes, Rolls, Dryers, Presses,  
Cooling, VAC, Spindles, Machine Tooling,  
Process Equipment

Vibration sensor should be firmly fixed to a flat surface  
(spot face surface may be needed to be produced and  
cable anchored to sensor body.)



### How To Order

Product Prefix HS - Hansford Sensors		Product Series 420 - Industrial Vibration Sensor				Cable Length (if integral cable) QXX - length specified in metres									
H	S	4	2	0	X	X	X	X	X	X	X	X	X	X	X
<b>Extra Options (if required)</b> F - Filtered I - Intrinsically Safe L - 316L Stainless Steel RT - Temperature Output PT100 S - 90° Side Exit T - Temperature Output P - Peak Range PP - Peak to Peak Range						<b>Velocity Range (RMS unless specified)</b> 010 - 0-10 mm/sec 020 - 0-20 mm/sec 025 - 0-25 mm/sec 050 - 0-50 mm/sec 100 - 0-100 mm/sec			<b>Cable/Connector</b> 30C - FEP with Protective Conduit		<b>Mounting Threads</b> 02 - ¼-28" UNF Male 06 - M6 x 1mm Male 08 - M8 x 1.25mm Male				



[www.hansfordsensors.com](http://www.hansfordsensors.com)  
[sales@hansfordsensors.com](mailto:sales@hansfordsensors.com)

We reserve the right to alter the specification of this product without prior notice  
TS814.7

