































HS-AS Studs

Quick Fit threads





















For use with accelerometers with quick-fit threads.

Mounting Studs provide a secure, permanent or semi-permanent point of connection

Part No.	Connection Point 1	Connection Point 2			
HS-AS001	Quick Fit Male	Glue Face			
HS-AS002	Quick Fit Male	M8 Male			
HS-AS003	Quick Fit Male	M6 Male			
HS-AS004	Quick Fit Male	1/4"-28 UNF Male			
HS-AS007	Quick Fit Male	M10 Male			
HS-AS010	Quick Fit Male	M8 x 1.25 Female			
HS-AS011	Quick Fit Male	M6 x 1 Female			
HS-AS012	Quick Fit Male	1/4"-28 UNF Female			
HS-AS013	Quick Fit Male (9/16" UNC)	Glue Face			
HS-AS018	Quick Fit Male (1/2" UNC)	Glue Face			

HS-AS Studs

Quick Fit threads

Part No.	Connection Point 1	Connection Point 2			
HS-AS033	Quick Fit Male	M8 x 1 Male			
HS-AS034	Quick Fit Male (1/2" UNC)	M6 x 1 Male			
HS-AS037	Quick Fit Male (1/2" UNC)	M8 x 1.25 Male			
HS-AS041	Quick Fit Male	3/8" BSP			
HS-AS049	Quick Fit Male	1/8" BSP			
HS-AS064	Quick Fit Male	M5 Male			
HS-AS065	Quick Fit Male	Glue face and M6 x 1 Female			
HS-AS072	Quick Fit Male	M8 x 8mm Male			
HS-AS078	Quick Fit Male	Glue Face in 316L Stainless Steel			
HS-AS108	Quick Fit Male	M12 Male			
HS-AS120	Quick Fit Male	1/4"NPT Male	