

HS-100F Accelerometer

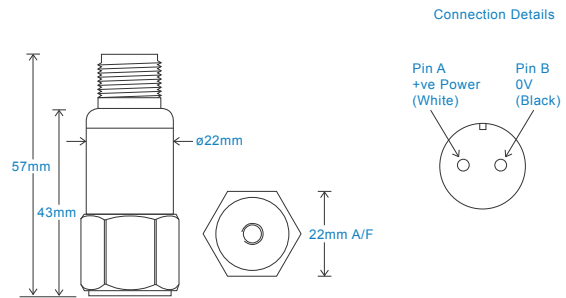
AC acceleration output via 2 Pin MS Connector

Key Features

- Most common seller
- For use with data collector
- Customisable features

Industries

Building services, Pulp and Paper,
Mining, Metals, Utilities, Automotive,
Water, Pharmaceutical, Wind



Technical Performance

Mounted Base Resonance	see 'How To Order' table (nominal)
Sensitivity	see: 'How To Order' table $\pm 10\%$ Nominal 80Hz at 22°C
Frequency Response	1.5Hz (90cpm) to 10kHz (600kcpm) $\pm 5\%$ 0.5Hz (30cpm) to 12kHz (720kcpm) $\pm 10\%$ 0.2Hz (12cpm) to 15kHz (900kcpm) $\pm 3\text{dB}$
Isolation	Base isolated
Range	see: 'How To Order' table
Transverse Sensitivity	Less than 5%

Mechanical

Case Material	Stainless Steel
Sensing Element/Construction	PZT/Compression
Mounting Torque	8Nm
Weight	106gms (nominal) body only
Screened Cable Assembly	see: www.hansfordsensors.com for options
Connector	HS-AA004 - non-booted HS-AA053 or HS-AA054 - booted
Mounting Threads	see: 'How To Order' table

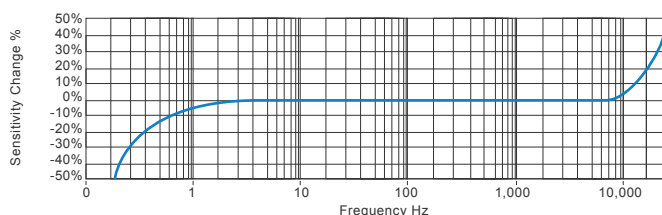
Electrical

Excitation Voltage:	18-30Volts DC
Electrical Noise	0.1mg max
Current Range	0.5mA to 8mA
Bias Voltage	10 - 12 Volts DC
Settling Time	2 seconds
Output Impedance	200 Ohms max.
Case Isolation	$>10^8$ Ohms at 500 Volts

Environmental

Operating Temperature Range	-55 to 140°C
Sealing	IP68
Maximum Shock	5000g
EMC	EN61326-1:2013

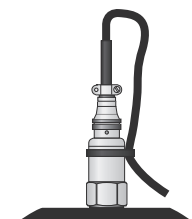
Typical Frequency Response (at 100mV/g)



Applications

Fans, Motors, Pumps, Compressors,
Centrifuges, Conveyors, Air Handlers,
Gearboxes, Rolls, Dryers, Presses,
Cooling, VAC, Spindles, Machine Tooling,
Process Equipment

Vibration sensor should be firmly fixed to a flat surface
(spot face surface may be needed to be produced and
cable anchored to sensor body.)



How To Order

Product Prefix HS - Hansford Sensors	Product Series 100 - Industrial Vibration Sensor										
H	S	1	0	0	F	X	X	X	X	X	X
Extra Options (If required)		Sensitivity		Range		Resonant Frequency		Cable/Connector		Mounting Threads	
F - Filtered		010 - 10mV/g		$\pm 800\text{g}$		28kHz (1,680kcpm)		01 - PUR		01 - 1/4-28" UNF Female	
I - Intrinsically Safe		030 - 30mV/g		$\pm 250\text{g}$		26kHz (1,560kcpm)		02 - Braided		02 - 1/4-28" UNF Male	
L - 316L Stainless Steel		050 - 50mV/g		$\pm 160\text{g}$		24kHz (1,440kcpm)		07 - Silicon		05 - Quick Fit Female	
RT - Temperature Output PT100		100 - 100mV/g		$\pm 80\text{g}$		22kHz (1,320kcpm)		08 - Flame Retardant		06 - M6 x 1mm Male	
T - Temperature Output		250 - 250mV/g		$\pm 32\text{g}$		20kHz (1,200kcpm)		50 - 2 Pin MS		08 - M8 x 1.25mm Male	
Y - 5% tolerance on sensitivity		500 - 500mV/g		$\pm 16\text{g}$		18kHz (1,080kcpm)		54 - M12		10 - M10 x 1.5mm Male	



www.hansfordsensors.com
sales@hansfordsensors.com

We reserve the right to alter the specification of this product without prior notice

TS124.9

