

HS-420I/M Intrinsically Safe Accelerometer

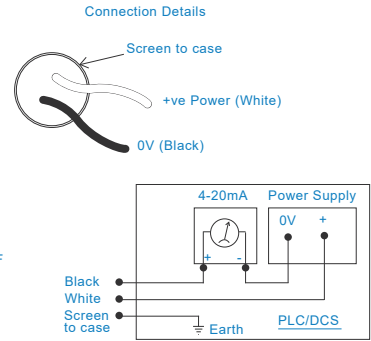
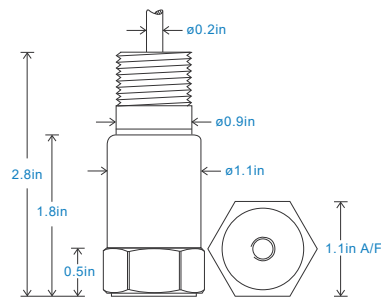
4-20mA velocity output via Flame Retardant Cable for use with Terminal Head

Key Features

- Intrinsically Safe with European, USA, Australian, South African, and Indian approvals
- Approved SIL 2 and SIL 3
- For use with Terminal Head
- Customizable features

Industries

Building services, Pulp and Paper, Mining, Metals, Utilities, Automotive, Water, Pharmaceutical



Technical Performance

Mounted Base Resonance	5kHz min
Velocity Ranges	see: 'How To Order' table $\pm 10\%$
	Nominal 80Hz at 72°F
Frequency Response	600cpm (10Hz) to 60kcpm (1kHz) $\pm 5\%$ - ISO10816
Isolation	Base isolated
Range	50g peak
Transverse Sensitivity	Less than 5%

Mechanical

Case Material	Stainless Steel
Sensing Element/Construction	PZT/Compression
Mounting Torque	5.9ft. lbs
Weight	5.2 oz. (nominal)
External Cable Length	site cable up to 3,280 ft.
Integral Cable Length	up to 12in
Cable Connections	Screw Terminals
Mounting Threads	see: 'How To Order' table

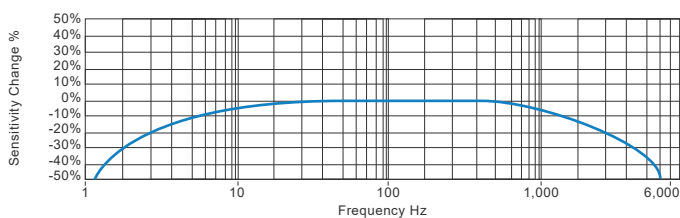
Electrical

Current Output	4-20mA DC proportional to Velocity Range
Supply Voltage	15-30 Volts DC (for 4-20mA)
Settling Time	2 seconds
Output Impedance	Loop Resistance 600 Ohms max. at 24 Volts
Case Isolation	$>10^8$ Ohms at 500 Volts

Environmental

Operating Temperature Range	see: attached certification details
Sealing	IP65
Maximum Shock	5000g
EMC	EN61326-1:2013

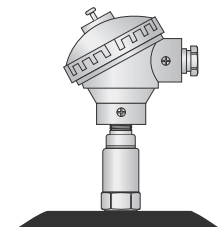
Typical Frequency Response



Applications

Fans, Motors, Pumps, Compressors, Centrifuges, Conveyors, Air Handlers, Gearboxes, Rolls, Dryers, Presses, Cooling, VAC, Spindles, Machine Tooling, Process Equipment

Vibration sensor should be firmly fixed to a flat surface (spot face surface may be needed to be produced and cable anchored to sensor body.)



Certifications



This product is certified in accordance with
UL 913, 8th Ed. Rev. December 6, 2013
CAN/CSA C22.2 No. 157-92 (R2012) +Upd1 +Upd2



www.hansfordsensors.com
sales@hansfordsensors.com

We reserve the right to alter the specification of this product without prior notice
TS080U.16




HS-420I/M Intrinsically Safe Accelerometer

4-20mA velocity output via Flame Retardant Cable for use with Terminal Head

Intrinsically Safe Requirements

Maximum Cable Length	nominal 100 metres see attached system drawings	US/Canada Approvals	Certificate No. SGSNA/18/SUW/0000231 Class I, II, III, Division 1, 2, Groups A - G, T4, -40°C to +110°C, Class I, Zone 0, AEx, ia, IIC, T4, Ga, -40°C to +110°C Zone 20, AEx, ia, IIIC, T130°C, IP65, Da, -40°C to +110°C
Certificate details: Group I + II	IECEX BAS08.0034X Baseefa08ATEX0086X Ⓜ II 1GD Ex ia IIC T6 Ga Ex ia IIIC T80°C IP65 Da Ⓜ I M1 Ex ia I Ma (-40°C ≤ Ta ≤ +60°C)	Barrier	1 x Pepperl + Fuchs Galvanic Isolator KFD2-STC4-Ex1, which has superseded KFD2-CR-Ex1.30300 (BAS00ATEX7164) see attached system drawings
Certificate details: Group II	Ⓜ II 1GD Ex ia IIC T4 Ga Ex ia IIIC T130°C IP65 Da (-40°C ≤ Ta ≤ +110°C)		1 x MTL Zener Barrier MTL7787+ (BAS01ATEX7217) or Pepperl + Fuchs Zener Barrier Z787 (BAS01ATEX7005) or any other barrier that conforms to system drawings attached
Accelerometer System Certificate	Baseefa08Y0087 Ex ia IIC T6 (-40°C ≤ Ta ≤ +60°C) *On request - consult Sales Office	System Connections for Zener Barrier	see attached system drawings
		System Connections for Galvanic Isolator	see attached system drawings
Terminal Parameters	Ui = 28V, Ii = 115mA, Pi = 0.65W Group II Ui = 16.5V Pi = 0.65W or Ui = 28V Ii = 115mA Pi = 0.65W Group I	Terminal Parameters	Ui = Vmax = 28V Ii = Imax = 115mA Pi = 0.65W
500V Isolation	Units Will Pass A 500V Isolation Test	Notes:	Special conditions of safe use for Group II dust. The free end of the cable on the integral cable version of the apparatus must be terminated in an appropriately certified dust-proof enclosure. The unit has no serviceable parts.
Certified Temperature Range	Ex ia IIC T6 Ga (-40°C ≤ Ta ≤ +60°C) (Gas) Ex ia IIC T4 Ga (-40°C ≤ Ta ≤ +110°C) (Gas) Ex ia IIIC T80°C IP65 Da (-40°C ≤ Ta ≤ +60°C) (Dust) Ex ia IIIC T130°C IP65 Da (-40°C ≤ Ta ≤ +110°C) (Dust) Ex ia I Ma (-40°C ≤ Ta ≤ +60°C) (Mining)		
Australia Approval Group 1	IECEX ITA 10.0003X Ex ia I Ma (-40°C ≤ Ta ≤ +60°C)		
South African Approval	Certificate No. MASC MS/16-0229X		

How To Order



*HS-AA042 or HS-AA052 Terminal Head to be purchased separately



www.hansfordsensors.com
sales@hansfordsensors.com

We reserve the right to alter the specification of this product without prior notice
 TS080U.16

