HS-107 Accelerometer

AC acceleration output via 2 Pin MS Connector

Key Features

- Line Drive
- For use with data collector
- Customisable features

Industries

Building services, Pulp and Paper, Mining, Metals, Utilities, Automotive, Water, Pharmaceutical, Wind

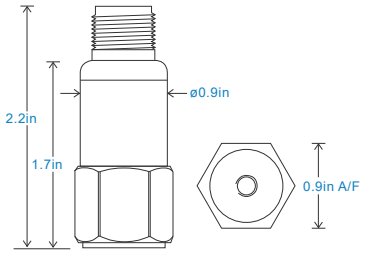

Connection Details

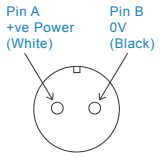

Technical Performance

Mounted Base Resonance	see 'How To Order' table (nominal)
Sensitivity	see: 'How To Order' table ±10%
	Nominal 80Hz at 72°F
Frequency Response	120cpm (2Hz) to 600kcpm (10kHz) ± 5%
	90cpm (1.5Hz) to 720kcpm (12kHz) ± 10%
	48cpm (0.8Hz) to 900kcpm (15kHz) ± 3dB
Isolation	Base isolated
Range	see: 'How To Order' table
Transverse Sensitivity	Less than 5%

Mechanical

Case Material	316L Stainless Steel
Sensing Element/Construction	PZT/Compression
Mounting Torque	5.9ft.lbs
Weight	3.7 oz. (nominal) body only
Screened Cable Assembly	see: www.hansfordsensors.com for options
Connector	HS-AA004 - non-booted
	HS-AA053 or HS-AA054 - booted
Mounting Threads	see: 'How To Order' table

Electrical

Electrical Noise	0.1mg max
Supply Voltage	7.5 - 24Volts DC
Bias Current	3.5mA
Settling Time	2 seconds
Output Impedance	200 Ohms max.
Case Isolation	$>10^8$ Ohms at 500 Volts

Environmental

Operating Temperature Range	-67 to 284ºF
Sealing	IP68
Maximum Shock	5000g
EMC	EN61326-1:2013

Typical Frequency Response (at 100mV/g)

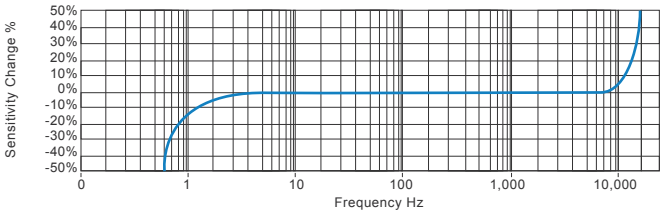

Applications

Fans, Motors, Pumps, Compressors, Centrifuges, Conveyors, Air Handlers, Gearboxes, Rolls, Dryers, Presses, Cooling, VAC, Spindles, Machine Tooling, Process Equipment

Vibration sensor should be firmly fixed to a flat surface (spot face surface may be needed to be produced and cable anchored to sensor body.)

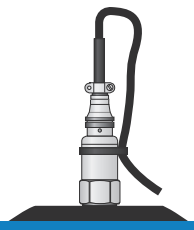

How To Order

Product Prefix
HS - Hansford Sensors

Product Series
107 - Industrial Vibration Sensor

H	S	1	0	7	X	X	X	X	X	X	X	X

Extra Options (if required)
F - Filtered
RT - Temperature Output PT100
S - 90° Side Exit
T - Temperature Output
Y - 5% tolerance on sensitivity

Sensitivity	Range	Resonant Frequency	
010 - 10µA/g	±80g	28kHz	(1,680kcpm)
050 - 50µA/g	±16g	24kHz	(1,440kcpm)

(other options available on request)

Cable/Connector
01 - PUR
02 - Braided
07 - Silicon
08 - Flame Retardant
50 - 2 Pin MS
54 - M12

Mounting Threads
01 - ¼-28" UNF Female
02 - ¼-28" UNF Male
05 - Quick Fit Female
06 - M6 x 1mm Male
08 - M8 x 1.25mm Male
10 - M10 x 1.5mm Male

Hansford Sensors
Excellence in Vibration Monitoring

www.hansfordsensors.com
sales@hansfordsensors.com

We reserve the right to alter the specification of this product without prior notice

TS1007U.4